



# BLUETOOTH ALERT SOLUTION

**E-B10 personal alarm device  
with Emerit Connect  
application**



# Magneta company



Founded in 1908



Alert solutions for professionals  
Lone worker safety device



Over 30 years of expertise



20 employees



Over 15,000 devices sold each year



Designer, developer and manufacturer



Integrated repair centre

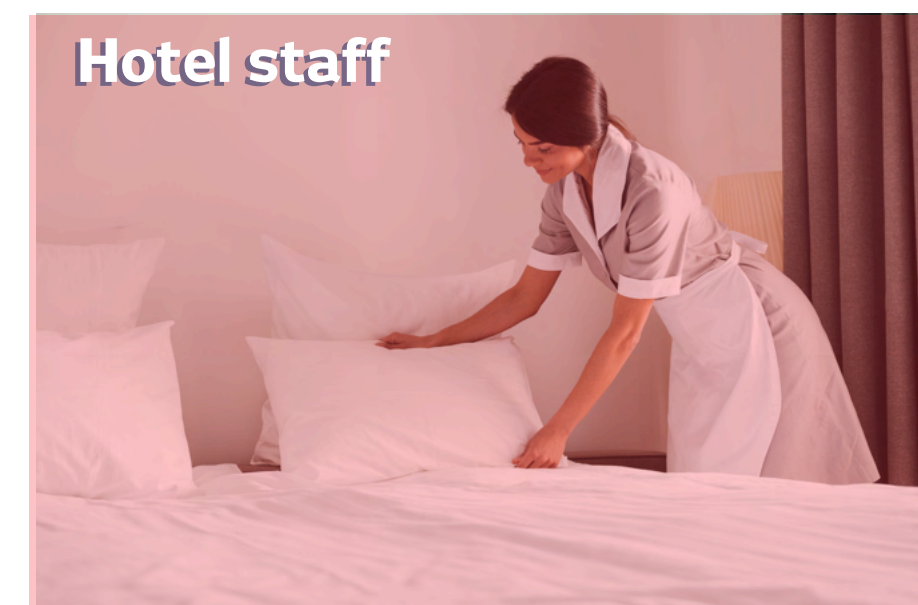



Integrated R&D department



# Who is the new e-B10 Bluetooth device for?

Discreet and ergonomic, it can be used in all kinds of situations by professionals who are exposed to risks of accident or aggression, such as lone workers:





## Features of the e-B10 Bluetooth device



30 grams




Diameter 38 mm  
Thickness 10 mm



Waterproofing IP66



100mAh battery capacity  
Up to 5 days autonomy



NRF 52832 Processor



Bluetooth Low Energy BLE 5.0  
Secure connection with the Emerit Connect application



Rechargeable via magnetic cable

# Emerit Connect application features

- Android and iOS compatible
- All recent smartphone models
- Download via Play Store or Apple Store
- Android 8.0 or iOS 15 operating system minimum

Main functionalities of the solution	e-B10 Bluetooth device	Smartphone with Emerit Connect	
		Android	iOS
Activation of manual alert by long press on the SOS button	✓		
Activation of manual alert by three short presses on the SOS button	✓		
Activation of manual alert by double-tap	✓		
Automatic alert activation by no movement detection	✓		
Activation of automatic alert by tilt detection	✓		
Location combined GPS, Wifi, GSM location		✓	✓
Alert transmission by call and SMS		✓	
Alert transmission by SIA DC 09 protocol		✓	✓
Automatic pick-up of incoming calls during the alert phase		✓	
Notification in case of Bluetooth disconnection	✓	✓	✓
e-B10 low battery notification	✓	✓	✓
Notification of network loss on the smartphone		✓	✓
Configuration via the <a href="http://www.emerit-services.com">www.emerit-services.com</a> platform		✓	✓






## Emerit Services: the configuration console for Emerit alert devices

- SaaS application
- Login by user
- Connection by multi-factor authentication (MFA)
- Can be logged in using a Google or Microsoft ID
- Management of specific rights by user profile
- Device fleet management by customer and by site
- Configuration of one or more devices
- Management of configuration templates

# How to configure the solution on Emerit Services?



## Step 1

Link the e-B10 device to the customer and site concerned using its serial number

## Step 2

Configuring the e-B10 device and the Emerit Connect application

## Step 3

Click on the Update configuration button

# How to set up the solution?

## Step 1

- ✓ Download the Emerit Connect application from the Store

## Step 2

- ✓ Switch on the e-B10 and bring it within a few centimetres of the smartphone

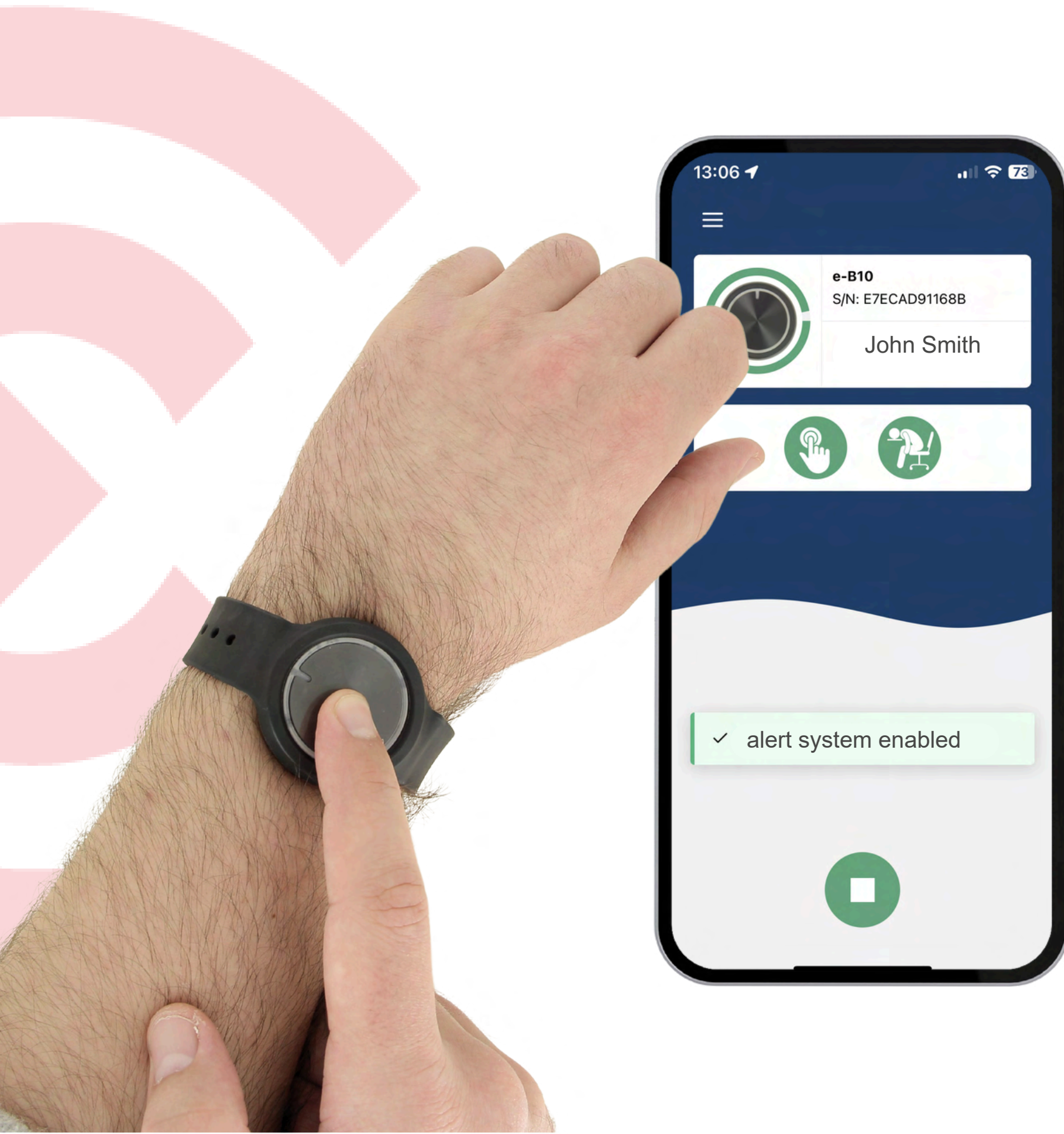
## Step 3

- ✓ Press the Play button on the Emerit Connect application





# 4 ways to trigger an alert



**Long press and/or three short presses on the SOS button**



**Double tap**



**Tilt**



**No movement**

# How does an alert work ?

## ▶ Trigger

e-B10 detects abnormal activity or the button is manually activated by a long press or a triple press.

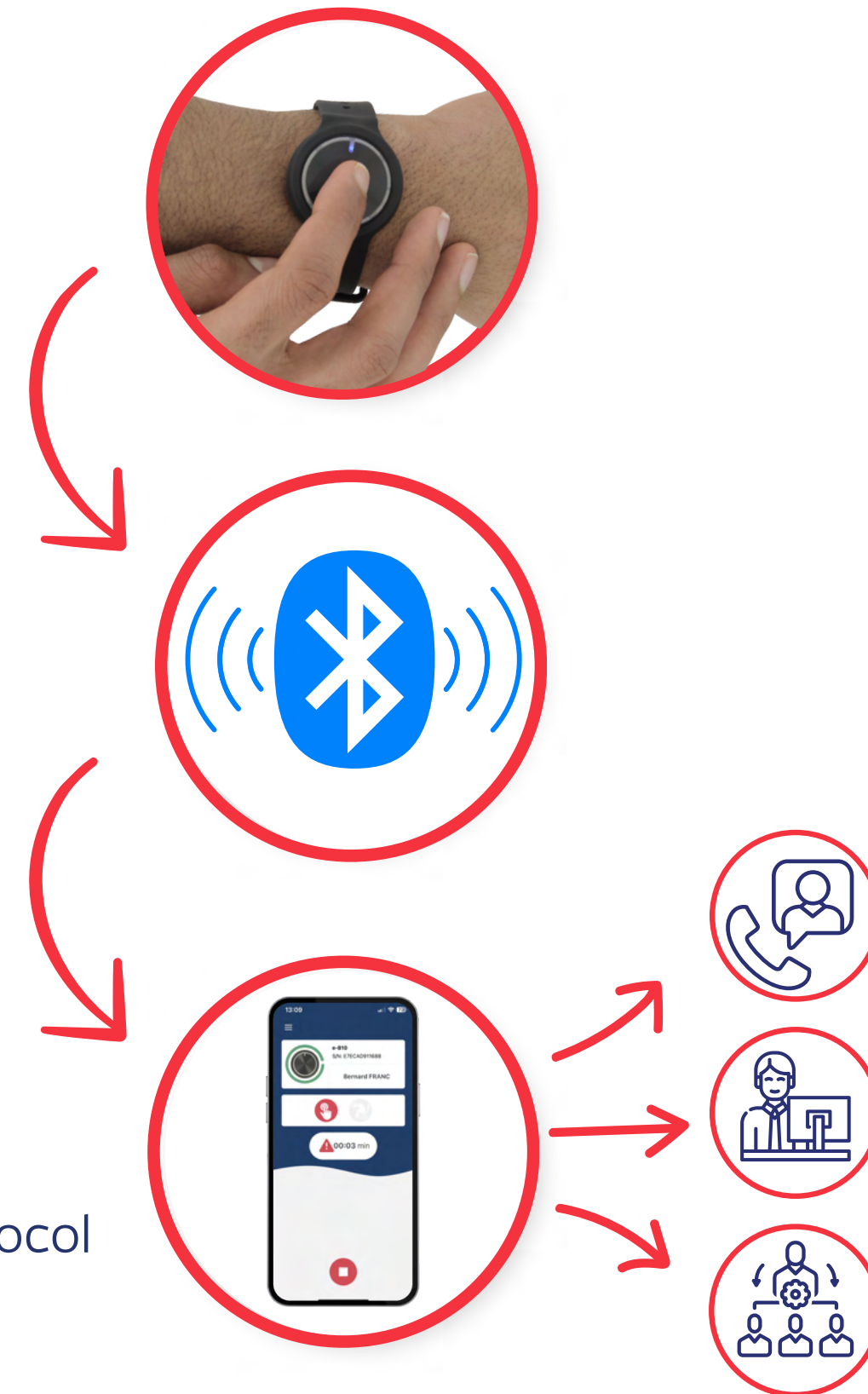
## ▶ Bluetooth transmission

The alert is transmitted via the to the associated smartphone.

## ▶ Alert processing

The Emerit Connect application can escalate the alert to :

- Internal recipients via call or SMS
- A remote monitoring centre using the SIA DC-09 IP protocol
- A supervision server using the SIA DC-09 IP protocol



## e-B10 accessories



### Wristband

Adjustable for all wrists



### Charging cable

Two-pin magnetic



### Neckband

With anti-choke safety device



# MAGNETA

Keeping people safe

Contact us



export@magneta.fr



+33 01 40 36 02 65



189, rue d'Aubervilliers  
75018 PARIS



[www.emerit-devices.com](http://www.emerit-devices.com)

 **emerit**  
By Magneta